

ANZ TRANSACTIVE TRADE TRADE LOANS – FILE FORMAT GUIDE

October 2020

CONTENTS

General Information	3
Purpose	3
Supporting Document Volume	3
Payment Files	3
Invoice Files	3
Specifications	3
File Specifications	3
Field Specifications	4
Unicode	4
Date Formats	4
Payment Methods	4
Cheque Delivery Methods	4
Key Types	5
Payment File Definitions	5
Payment File Definition	5
Delimited File Format Data Fields	6
Fixed File Format Data Fields	8
Fixed File Format Header Fields	8
Fixed File Payment Detail Fields	8
Fixed File Format Invoice Detail Fields	11
Other Payment File Formats	11
Original Pipe-Delimited Format	11
Original Fixed File Format	14
Header Record	14
Payment Detail Record	16
Invoice Record	19
Invoice File Definitions	20
Invoice File Definitions	20
Delimited File Format Data Fields	20
FILE VALIDATIONS	21
Amount Validations	21
Date Validations	21
Icon Validations	21
Validation Successful	22
Validated with Errors	22
Payment File Validations	22
Invoice File Validations	23

TRADE LOANS – FILE FORMAT GUIDE

GENERAL INFORMATION

Purpose

The purpose of this document is to detail the file formats for ANZ Transactive Trade across the Trade Loan product. This includes the Payment file format and the Invoice file format.

NOTE: For customers that are deemed 'Non-Information only' (please contact your Trade Relationship Representative for further information), upload or manually input Invoice and Shipment details are not required at the time of the Trade Loan creation.

Scope:

- Trade Loans

Out of Scope

- Host-to-Host

SUPPORTING DOCUMENT

For further information about Trade Loans, please refer to the following Guides that are available online from anz.com

- ANZ Transactive - Trade Loans
- ANZ Transactive - Trade New Invoice File Definition Request form

VOLUME

Payment Files

It is recommended that the number of beneficiary payment instructions in any one batch should not exceed 10,000 payment lines or 10 MB. The time taken to upload a payment file will vary depending on the file size.

Invoice Files

It is recommended that the number of invoices in any one batch should not exceed 3,000 invoice lines or 10 MB.

SPECIFICATIONS

File Specifications

- Multiple uploads of Payment or Invoices files will NOT be allowed into the Trade Loan to append the results of the previous file. Any subsequent file upload, will override the previous uploaded data.
- One record occupies one line
- Record/lines must be separated by CrLf (Carriage return Line feed)
- Amounts should not contain any universal currency symbols e.g., \$, €, £, etc.,
- All fields must be left adjusted, unless otherwise stated, e.g., amounts in fixed files
- No spaces at the end of a field
- If a field does not have a value, then a delimiter must be supplied in the correct position

Field Specifications

- Currency must be entered in capital letters only
- Beneficiary Name – do not use any special characters, e.g., & ` # @
- Beneficiary Address 1 – recommended to use a street address in lieu of a PO Box address
- Beneficiary Address 3 – do not exceed 32 characters for CBFT or RTGS payments
- Beneficiary Account – do not include spaces
- Bank & Customer Cheques – The following fields are not mandatory: Beneficiary Account, Beneficiary Bank Code/SWIFT, Beneficiary Bank Name, Charges. The following fields are mandatory: Payable Location, Print Location, Delivery Method
- Details of Payment – avoid using colons and hyphens, where possible

Unicode

Unicode can be accepted for the following languages

- Chinese – Simplified
- Chinese – Traditional
- Japanese
- Vietnamese

Date Formats

You can select one option from the below date formats to utilise within your upload files. You will be presented with errors if the incorrect format has been used within the file, when compared to the specifications defined in your formatting definitions.

Date Formats				
DDMMYY	DD/MM/YY	DD/MM/YYYY	DD-MM-YY	DD-MM-YYYY
M/D/YY	M/D/YYYY	M-D-YY	M-D-YYYY	MM/DD/YY
MM/DD/YYYY	MM-DD-YY	MM-DD-YYYY	YY/MM/DD	YY-MM-DD
YYYY/MM/DD	YYYY-MM-DD	YYYYMMDD		

Payment Methods

- ACH Automated Clearing House - Low value domestic payments
- BCHK Bank Cheque
- BKT Book Transfer - Transfer between ANZ accounts in the same country
- CBFT Cross Border Funds Transfer - International payments
- CCHK Customer Cheque
- RTGS Real Time Gross Settlement - Domestic local payments

NOTE: These payment method codes also apply to the country specific terminology for these payment types.

Cheque Delivery Methods

- CB Courier to Beneficiary
- MC Mail to Own Organisation
- MB Mail to Beneficiary
- PC Pick-up by Own Organisation
- PB Pick-up by Beneficiary

Key Types

- A Alpha
- D Date
- N Numeric
- M Mandatory
- O Optional
- N/A Not Applicable

PAYMENT FILE DEFINITIONS

Payment File Definition

Users with the ability to view a Payment File Definition can begin by selecting the Reference Data tab and then selecting the Payment File Definitions option from the drop-down list.

A list view table of existing Payment File Definitions will be displayed, as created by the bank on your behalf.

Select the display name to view an existing Payment File Definition.

Based on your instructions to the bank, the following General Information has been provided to define the type of Trade Loan format you wish to use for your Payment File.

Field Name	Description	Max Size	Type	Unicode	M/O
Definition Name	Name of the Payment File	35	A/N	Y	M
Description	Description of Payment File	65	A/N	Y	M
Payment Method	See Payment Methods options	N/A	A	N	M
Instrument Type	<ul style="list-style-type: none">• Payment• Trade Loan	N/A	A	N	M
Date Format	See Date Format options	10	D	N	M
File Format	<ul style="list-style-type: none">• Fixed File Format• Delimited File Format<ul style="list-style-type: none">○ Comma Delimited○ Pipe Delimited○ Semicolon delimited○ Tab Delimited	N/A	N/A	N/A	M
Include Column Headers	An option will be enabled to include column headings at the top of the file	N/A	N/A	N/A	O

The Payment File Format criteria will be displayed. You can then create your Payment Files to match the format as defined. Below are multiple File Format options.

Delimited File Format Data Fields

A delimited file can comprise of pipe, comma, semi-colon or tab delimited files and defined in the General Information section within the set-up of the file format.

NOTE: This recommended option allows you to define the order in which present your column data. Below is a guide to the mandatory fields, maximum field size and characters allowed.

Field Name	Description / Examples	Max Size	Type	Unicode	M/O
Payment Method	See Payment Methods	4	A	N	M
Debit Account Number		30	A/N	N	M
Beneficiary Name	CBFT = 35 characters only RTGS/ACH = 35 characters	120	A/N	Y	M
Beneficiary Account Number	Valid for pay method types, other than cheques	34	A/N	N	M
Beneficiary Bank/Branch Code	Valid for pay types, other than cheques	35	A	N	M
Payment Currency	Currency Code, e.g. AUD	3	A	N	M
Payment Amount		15,3	N	N	M
Customer Reference		20	A/N	N	O
Execution Date		10	D	N	O
Beneficiary Address 1	Mandatory for CBFT	35	A/N	Y	O
Beneficiary Address 2		35	A/N	Y	O
Beneficiary Address 3	Mandatory for CBFT	35	A/N	Y	O
Beneficiary Address 4	Not req'd for CBFT	35	A/N	Y	O
Country	Mandatory for CBFT	2	A	N	O
Beneficiary Fax Number		15	N	N	O
Beneficiary Email ID	Multiple addresses can be separated by a comma	255	A/N	N	O
Charges	<ul style="list-style-type: none"> • O = Our • B = Beneficiary • S = Other 	1	A	N	O
Beneficiary Bank Name		35	A/N	Y	O
Beneficiary Bank/Branch Name		35	A/N	Y	O
Beneficiary Bank/Branch Address Line 1		35	A/N	Y	O
Beneficiary Bank/Branch Address Line 2		35	A/N	Y	O

Beneficiary Bank/Branch City		31	A/N	Y	O
Beneficiary Bank/Branch Province		8	A/N	Y	O
Beneficiary Bank/Branch Country		2	A	N	O
Bank Sort Code	Req'd Aust. RTGS only	8	A/N	N	O
Payable Location	Where cheque is credited	20	A/N	Y	O
Print Location	Where cheque is printed	20	A/N	Y	O
Delivery Method and Delivery To	See Cheque Delivery Methods	2	A/N	N	O
Mailing Address 1		35	A/N	Y	O
Mailing Address 2		35	A/N	Y	O
Mailing Address 3		35	A/N	Y	O
Mailing Address 4		35	A/N	Y	O
Details of Payment		140	A/N	Y	O
Instruction Number		10	N	N	O
First Intermediary Bank/Branch Code		35	A/N	N	O
First Intermediary Bank Name		35	A/N	N	O
First Intermediary Bank/Branch Name		35	A/N	N	O
First Intermediary Bank/Branch Address 1		35	A/N	N	O
First Intermediary Bank/Branch Address 2		35	A/N	N	O
First Intermediary Bank/Branch City	City & Province should not exceed 31 characters	31	A/N	N	O
First Intermediary Bank/Branch Province	City & Province should not exceed 31 characters	8	A/N	N	O
First Intermediary Bank/Branch Country		2	A	N	O
Central Bank Reporting 1	Use for pay type = CBFT	35	A/N	N	O
Central Bank Reporting 2	Use for pay type = CBFT	35	A/N	N	O
Central Bank Reporting 3	Use for pay type = CBFT	35	A/N	N	O
Reporting Code 1	Mandatory for Thailand, Myanmar	3	A/N	N	O

Reporting Code 2	Mandatory for Thailand, Myanmar	3	A/N	N	O
Confidential Indicator	Y or N indicator	1	A	N	O
FX Contract Number		14	A/N	N	O
FX Contract Rate		5,8	N	N	O

Fixed File Format Data Fields

All fields in the Fixed File Format are left aligned and with padded spaces. This format is divided into 3 sections: Header, Payment Details & Invoice Details.

Fixed File Format Header Fields

Field Name	Description / Examples	Start Position	Max Size	Type	Unicode	M/O
Identifier (HDR)	Header Row 'HDR'	01	3	A	N	M
Debit Account	Ordering customer account	04	30	A/N	N	M
Execution Date	e.g. DD/MM/YYYY	34	10	D	N	M
Payment Currency	Currency Code, e.g. AUD	44	3	A	N	M
Payment Method	See Payment Methods	47	4	A	N	M
File Reference	Internal Reference	51	35	A/N	Y	O
Confidential Indicator	Y or N	86	1	A	N	O
Individual Accounting Entries	Y or N, individual debit per credit entry	87	1	A	N	O
FX Contract Number	Required if FX Rate entered	88	14	A/N	N	O
FX Contract Rate	Required if FX Contract entered	102	5,8	N	N	O

Fixed File Payment Detail Fields

Field Name	Description / Examples	Start Position	Max Size	Type	Unicode	M/O
Identifier (PAY)	Payment record 'PAY'	01	3	A	N	M
Payment Amount		04	15,3	N	N	M
Customer Reference		22	20	A/N	N	O
Beneficiary Name^	CBFT/RTGS/ACH = 35 characters with 85 blank filled	42	120	A/N	Y	M

Beneficiary Account	Not req'd for cheques	162	34	A/N	N	M
Beneficiary Address Line 1	Mandatory for CBFT	196	35	A/N	Y	O
Beneficiary Address Line 2		231	35	A/N	Y	O
Beneficiary Address Line 3	Mandatory for CBFT	266	35	A/N	Y	O
Beneficiary Address Line 4	Not req'd for CBFT	301	35	A/N	Y	O
Beneficiary Country	Mandatory for CBFT	336	2	A	N	O
Beneficiary Fax No.		338	15	N	N	O
Beneficiary Email ID	Multiple addresses, separated by a comma	353	255	A/N	N	O
Beneficiary Bank Code/SWIFT		608	35	A/N	N	M
Beneficiary Bank Name		643	35	A/N	Y	O
Beneficiary Bank Branch		678	35	A/N	Y	O
Beneficiary Bank Address Line 1		713	35	A/N	Y	O
Beneficiary Bank Address Line 2		748	35	A/N	Y	O
Beneficiary Bank City		783	31	A/N	Y	O
Beneficiary Bank Province		814	8	A/N	Y	O
Beneficiary Bank Country		822	2	A	Y	O
Charges	e.g. OUR, BEN or SHA	824	3	A	N	O
Payable Location	Location of cheque to be drawn	827	20	A/N	Y	O
Print Location	Location where cheque is to be printed	847	20	A/N	Y	O
Delivery Method	See Cheque Delivery Methods	867	2	A	N	O
Mailing Address Line 1		869	35	A/N	Y	O
Mailing Address Line 2		904	35	A/N	Y	O
Mailing Address Line 3		939	35	A/N	Y	O

Mailing Address Line 4		974	35	A/N	Y	O
Instruction Number		1009	10	N	N	O
Details of Payment		1019	140	A/N	Y	O
Intermediary Bank Code/SWIFT		1159	35	A/N	N	O
Intermediary Bank Name		1194	35	A/N	N	O
Intermediary Bank Branch		1229	35	A/N	N	O
Intermediary Bank Address Line 1		1264	35	A/N	N	O
Intermediary Bank Address Line 2		1299	35	A/N	N	O
Intermediary Bank City		1334	31	A/N	N	O
Intermediary Bank Province		1365	8	A/N	N	O
Intermediary Bank Country		1373	2	A	N	O
Central Bank Reporting Line 1	Mandatory for CBFT	1375	35	A/N	Y	O
Central Bank Reporting Line 2		1410	35	A/N	Y	O
Central Bank Reporting Line 3		1445	35	A/N	Y	O
Reporting Code 1	Mandatory for Thailand	1480	3	A/N	Y	O
Reporting Code 2	Mandatory for Thailand	1483	3	A/N	Y	O
Market Rate Indicator	Y or N. Requests rate	1486	35	A	N	O
User Defined Field 2		1521	35	A/N	Y	O
User Defined Field 3		1556	35	A/N	Y	O
User Defined Field 4		1591	35	A/N	Y	O
User Defined Field 5		1626	35	A/N	Y	O
User Defined Field 6		1661	35	A/N	Y	O
User Defined Field 7		1696	35	A/N	Y	O
User Defined Field 8		1731	35	A/N	Y	O
User Defined Field 9		1766	35	A/N	Y	O

Beneficiary Address 2	0		35	A/N
Beneficiary Address 3	0		35	A/N
Beneficiary Address 4	0		35	A/N
Beneficiary Fax No	0		15	N
Beneficiary Email ID	0		255	A/N
		Values:		
Charges	0	<ul style="list-style-type: none"> • O - Ours • B - Ben • S - Other 	1	A
Beneficiary Bank Name	0		35	A/N
Beneficiary Bank/Branch Name	0		35	A/N
Beneficiary Bank/Branch Address 1	0		35	A/N
Beneficiary Bank/Branch Address 2	0		35	A/N
Beneficiary Bank/Branch City	0		31	A/N
Beneficiary Bank/Branch Province	0		8	A/N
Beneficiary Bank/ Branch Country	0		2	A
Payable Location	0		20	A/N
Print Location	0		20	A/N
Delivery Method & Deliver To	0	See Cheque Delivery Methods	2	A
Mailing Address 1	0		35	A/N
Mailing Address 2	0		35	A/N
Mailing Address 3	0		35	A/N
Mailing Address 4	0		35	A/N
Details of Payment	0		140	A/N
Instruction Number	0		10	N
First Intermediary Bank/Branch Code	0		35	A/N
First Intermediary Bank Name	0	This will be mapped to the First Intermediary Bank Name and Address Textbox on the Payment Screen	35	A/N

First Intermediary Bank/Branch Name	0	This will be mapped to the First Intermediary Bank Name and Address Textbox on the Payment Screen	35	A/N
First Intermediary Bank/Branch Address 1	0	This will be mapped to the First Intermediary Bank Name and Address Textbox on the Payment Screen	35	A/N
First Intermediary Bank/Branch Address 2	0	This will be mapped to the First Intermediary Bank Name and Address Textbox on the Payment Screen	35	A/N
First Intermediary Bank/Branch City	0	This will be mapped to the First Intermediary Bank Name and Address Textbox on the Payment Screen	31	A/N
		EDIT: Combination of City and Province cannot exceed 31		
First Intermediary Bank/Branch Province	0	This will be mapped to the First Intermediary Bank Name and Address Textbox on the Payment Screen	8	A/N
		EDIT: Combination of City and Province cannot exceed 31		
First Intermediary Bank/Branch Country	0	This will be mapped to the First Intermediary Bank Name and Address Textbox on the Payment Screen	2	A
Central Bank Reporting 1	0	Mandatory if Payment Method is CBFT	35	A/N
Central Bank Reporting 2	0		35	A/N
Central Bank Reporting 3	0		35	A/N
Confidential Indicator	0	Valid values are Y and N. This indicates if the contents of the file are confidential or not. If Y, then only a user with access to confidential files based on his/her user profile can process/access the transaction/file upload. If N or blank, then any user who has access to payments can process/access the transactions/file upload. This field can now be an optional field.	1	A
FX Contract Number	0	Required if FX Rate is entered	14	A/N

FX Rate O Required if FX Contract Number is provided 5,8 N
 Example Format: 00000.00000000

Original Fixed File Format

Key:

C(x) – Char, N(x) – Numeric, X(x) – Alpha/Numeric, Date(x) – Date M – Mandatory Filed, O – Optional, NA – NOT Applicable

All fields are left aligned with padded spaces.

Header Record

S/ N	Field Name	Start Position	Unicode (Yes /No)	Format	Comments	Cheques		ACH	Wires	
						Bank	Customer		RTGS	Cross Border
1	Identifier	1	N	C(3)	Indicator to identify record type. Header fixed 'HDR'.	M	M	M	M	M
2	Debit Account No.	4	N	X(30)	Ordering customer debit account number	M	M	M	M	M
3	Execution Date	34	N	Date (10)	DD/MM/YYYY	M	M	M	M	M
4	Payment Currency	44	N	C(3)	Payment currency – ISO CCY code	M	M	M	M	M
5	Payment Method	47	N	C(4)	See Payment Methods	M	M	M	M	M
6	File reference	51	Y	X(35)	Customer's optional internal reference for the payment file	O	O	O	O	O
7	Confidential Indicator	86	N	X(1)	Y or N. If field is left blank it would be defaulted to N.	O	O	O	O	O
8	Individual Accounting Entries	87	N	X(1)	Y or N. Flag to indicate whether the individual payment rows are split up when the accounting XML is created. Defaults to N.	O	O	O	O	O
9	Foreign Exchange Contract Number	88	N	X(14)	Required if Foreign Exchange Rate is entered	O	O	O	O	O

10	Foreign Exchange Rate	102	N	N(5,8)	Required if Foreign Exchange Contract is entered	0	0	0	0	0
----	-----------------------	-----	---	--------	--	---	---	---	---	---

Payment Detail Record

S/ N	Field Name	Start Position	Unicode (Yes /No)	Format	Comments	Cheques		ACH	Wires	
						Bank	Customer		RTGS	Cross Border
1	Identifier	1	N	C(3)	Indicator to identify record type. Payment record type fixed 'PAY'.	M	M	M	M	M
2	Payment Amount	4	N	N (15,3)	Read decimal during upload	M	M	M	M	M
3	Customer Reference	22	N	X(20)	Customer Reference	O	O	O	O	O
4	Beneficiary Code	42	N	X(15)	Vendor ID in Party table This is currently ignored on upload as the CR to implement Vendor ID has not been implemented. There is not field in the DB for this to map to.	O	O	O	O	O
5	Beneficiary Name	58	Y	X(120)	BCHK and CCHK are length 120. All other payment types are restricted to 35 (with the remaining 85 characters being blank filled).	M	M	M	M	M
6	Beneficiary Account	178	N	X(34)		NA	O	M	M	M
7	Beneficiary Address Line 1	212	Y	X(35)		O	O	O	O	M
8	Beneficiary Address Line 2	247	Y	X(35)		O	O	O	O	O
9	Beneficiary Address Line 3	282	Y	X(35)		O	O	O	O	O
10	Beneficiary Address Line 4	317	Y	X(35)		O	O	O	O	O

11	Beneficiary Country	352	N	C(2)	This is required if payment method = CBFT	O	O	O	O	M
12	Beneficiary Fax No	354	N	X(15)		O	O	O	O	O
13	Beneficiary Email Address	369	N	X(255)	Bene email address, multi email address can be separated by comma	O	O	O	O	O
14	Beneficiary Bank Code/SWIFT	624	N	X(35)		NA	NA	M	M	M
15	Beneficiary Bank Name	659	Y	X(35)	Beneficiary Bank Name	NA	NA	O	O	O
16	Beneficiary Bank Branch	694	Y	X(35)	Beneficiary Bank Branch	O	O	O	O	O
17	Beneficiary Bank Address 1	729	Y	X(35)	Beneficiary Bank Address Line 1.	O	O	O	O	O
18	Beneficiary Bank Address 2	764	Y	X(35)	Beneficiary Bank Address Line 2.	O	O	O	O	O
19	Beneficiary Bank City	799	Y	X(31)	Beneficiary Bank City	O	O	O	O	O
20	Beneficiary Bank Province	830	Y	X(8)	Beneficiary Bank Province	O	O	O	O	O
21	Beneficiary Bank Country	838	Y	C(2)	Beneficiary Bank Country – 2 character ISO Code	O	O	O	O	O
22	Charges	840	N	C(3)	OUR, BEN, & SHA. Defaulted to SHA if no value is provide (saved as O in DB)	NA	NA	NA	O	O
23	Payable Location	843	Y	X(20)	Location (branch) where cheque will be drawn	M	M	O	O	O
24	Print Location	863	Y	X(20)	Location where cheque will be printed	M	M	O	O	O
25	Delivery Method	883	N	C(2)	See Cheque Delivery Methods	M	M	O	O	O
26	Mailing Address 1	885	Y	X(35)	Optional	O	O	O	O	O
27	Mailing Address 2	920	Y	X(35)	Optional	O	O	O	O	O
28	Mailing Address 3	955	Y	X(35)	Optional	O	O	O	O	O
29	Mailing Address 4	990	Y	X(35)	Optional	O	O	O	O	O

30	Instruction Number	1025	N	N(10)	Instruction Number requested by customer	0	0	0	0	0
31	Details of Payment	1035	Y	X(140)		0	0	0	0	0
32	Intermediary Bank Code/SWIFT	1175	N	X(35)	SWIFT BIC or bank code of Intermediary bank.	0	0	0	0	0
33	Intermediary Bank Name	1210	N	X(35)		0	0	0	0	0
34	Intermediary Bank Branch	1245	N	X(35)		0	0	0	0	0
35	Intermediary Bank Address 1	1280	N	X(35)		0	0	0	0	0
36	Intermediary Bank Address 2	1315	N	X(35)		0	0	0	0	0
37	Intermediary Bank City	1350	N	X(31)		0	0	0	0	0
38	Intermediary Bank Province	1381	N	X(8)		0	0	0	0	0
39	Intermediary Bank Country	1389	N	X(2)		0	0	0	0	0
40	Central Bank Reporting Line 1	1391	Y	X(35)		0	0	0	0	M
41	Central Bank Reporting Line 2	1426	Y	X(35)		0	0	0	0	0
42	Central Bank Reporting Line 3	1461	Y	X(35)		0	0	0	0	0
43	Reporting Code 1	1496	Y	X(3)	Mandatory if there is a reporting table loaded for the bank group associated with the account.	0	0	0	0	0
44	Reporting Code 2	1499	Y	X(3)	Mandatory if there is a reporting table loaded for the bank group associated with the account.	0	0	0	0	0
45	User Defined 1	1502	Y	X(35)		0	0	0	0	0
46	User Defined 2	1537	Y	X(35)		0	0	0	0	0
47	User Defined 3	1572	Y	X(35)		0	0	0	0	0

48	User Defined 4	1607	Y	X(35)		0	0	0	0	0
49	User Defined 5	1642	Y	X(35)		0	0	0	0	0
50	User Defined 6	1677	Y	X(35)		0	0	0	0	0
51	User Defined 7	1712	Y	X(35)		0	0	0	0	0
52	User Defined 8	1747	Y	X(35)		0	0	0	0	0
53	User Defined 9	1782	Y	X(35)		0	0	0	0	0
54	User Defined 10	1817	Y	X(35)		0	0	0	0	0

Invoice Record

S/ N	Field Name	Starts Position	Unicode (Yes /No)	Format	Comments	Cheques		ACH	Wires	
						Bank	Customer		RTGS	Cross Border
1	Identifier	1	N	C(3)	Indicator to identify record type. Invoice Record fixed 'INV'.	0	0	0	0	0
2	Invoice Detail Line.	4	Y	X(80)	Invoice information.	0	0	0	0	0

INVOICE FILE DEFINITIONS

Invoice File Definitions

Users with the ability to view an Invoice File Definition can begin by selecting the Reference Data tab and then selecting the Invoice Definitions option from the drop-down list.

A list view table of existing Invoice Definitions will be displayed, as created by the bank on your behalf.

Select the display name to view an existing Invoice Definition.

Based on your instructions to the bank, the following General Information has been provided to define the type of Trade Loan format you wish to use for your Invoice File.

Field Name	Description	Max Size	Type	Unicode	M/O
Definition Name	Name of the Invoice File	35	A/N	Y	M
Description	Description of Invoice File	65	A/N	Y	M
Date Format	See Date Format options, above	10	D	N	M
Data Delimiter Character	<ul style="list-style-type: none"> • Comma Delimited • Pipe Delimited • Semicolon delimited • Tab Delimited 	N/A	N/A	N/A	M
Invoice File Type	<ul style="list-style-type: none"> • Receivables Management • Payables Management • Trade Loans 	N/A	N/A	N/A	M
Include Column Headers	Select checkbox to include column headings at the top of the file	N/A	N/A	N/A	O

The Delimited File Format criteria will be displayed. You can then create your Invoice Files to match the format as defined.

Delimited File Format Data Fields

A delimited file can comprise of pipe, comma, semi-colon or tabs and defined in the General Information section within the set-up of the file format.

Field Name	Description / Examples	Max Size	Type	Unicode	M/O
Invoice ID	Invoice Reference Number	35	A/N	Y	M
Issue Date	Invoice Issue Date	10	D	N	M
Due Date	Invoice Due Date	10	D	N	M
Buyer ID (or)	Code to identify Buyer	30	A/N	Y	M
Buyer Name	Buyer party name	35	A/N	Y	M
Seller ID (or)	Code to identify Seller	30	A/N	Y	M
Seller Name	Seller party name	35	A/N	Y	M
Currency	Currency of the Invoices	3	A	N	M
Amount	Amount of Invoices	15,3	N	N	M

Goods Description	Short Goods Description	70	A/N	Y	O
Incoterm	Shipping Term e.g. CFR	3	A	Y	O
Country of Loading	Good board carrier/vessel	35	A/N	Y	O
Country of Discharge	Goods off-loaded	35	A/N	Y	O
Vessel	Vessel Name	35	A/N	Y	O
Carrier	Carrier Name	35	A/N	Y	O
Actual Shipment Date	Shipment Date	10	D	N	O
Purchase Order ID	Purchase Order ID	35	A/N	Y	O

Field Name	Description / Examples	Max Size	Type	Unicode	M/O
Buyer User Defined Field 1	<i>Label</i>	140	A/N	Y	O
Buyer User Defined Field 2	<i>Label</i>	140	A/N	Y	O

You can label up to 10 additional Buyer User Defined Fields

Field Name	Description / Examples	Max Size	Type	Unicode	M/O
Seller User Defined Field 1	<i>Label</i>	140	A/N	Y	O
Seller User Defined Field 2	<i>Label</i>	140	A/N	Y	O

You can label up to 10 additional Seller User Defined Fields

FILE VALIDATIONS

The following validations apply to both, Payment files and Invoice files.




Amount Validations

When using a comma delimited (CSV) file format, an amount will now be accepted with a comma, when a "quotation" value appears at the beginning and end of the numeric value in an amount field. This applies to both, payment and invoice files. E.g. "1,437.82"

Date Validations

When using any of the following date formats: DD/MM/YYYY or MM/DD/YYYY or similar, the system will allow a single digit value for the date format. This applies to both, payment and invoice files. E.g. DD/MM/YYYY can be entered as 14/8/2020 = 14th August 2017, in lieu of 14/08/2020.

Icon Validations

-  Indicates that the beneficiary payment or invoice has been successfully entered or uploaded
-  Indicates that the beneficiary payment or invoice has potential issues
-  Indicates that the beneficiary payment or invoice had errors when uploaded and needs repair

Validation Successful

If the payment instruction/beneficiary and/or invoice and shipment details are validated successfully, the resulting status will be:

Validation Status	Validation Successful
-------------------	-----------------------

Validated with Errors

If an error or warning is found for a payment instruction/beneficiary and/or invoice and shipment details, the resulting status will be:

Validation Status	Validation with Errors
-------------------	------------------------

Payment File Validations

An automatic file validation process will start once a payment file has been uploaded. In the event that a payment file does not meet required specifications, an error message will appear indicative of the failure reason.

Refer below for the list of payment file criteria that are validated and the associated error message.

Validation	Error Message
Payment File Size	Payment file cannot exceed 10,000 beneficiaries
Payment File Size	Payment file cannot exceed 10 MB
Verify File Format	File is not formatted correctly. Please review and correct your format and upload again
Payment Method	Payment Method <Type> provided on line <#> is not valid
Payment Method Rule	This payment method <type> is not valid for this <CCY> currency and <country name> country. Please contact the bank for assistance
Payment Method Consistency	Payment Method must be the same for each Beneficiary
Payment Currency	Payment Currency must be the same for each Beneficiary
Payment Amount Symbols	Amount must be a numeric value. Should not contain \$, £, €, etc.
Validate City/Province	Combination of City & Providence cannot be more than 31 characters
Validate Required Fields	Field <Field Name> is a required value and has not been provided
PO Box Address Line 1	Warning: It is recommended a Street Address for the beneficiary/ payee be provided, as a PO Box may cause processing delays.
Bank Branch Code Validation	Beneficiary Bank/Branch Code is not valid for the Payment Method and the Country of the Bank's Branch
SWIFT Character Validation	<Field Name> contains the following invalid SWIFT characters <Invalid Character>
Payment Currency*	Payment Currency <value> in the Header is not valid
Payment Method*	Payment Method <value> in the Header is not valid

*Fixed File Format only

Invoice File Validations

Upon selecting the Upload File button, the file validation will commence. In the event that an invoice file does not meet required specifications, an error message will appear indicative of the failure reason.

Refer below for the list of invoice file criteria that are validated and the associated error message.

Validation	Error Message
Invoice File Size	Invoice file has exceeded the number of invoices allowed
Invoice File Size	Invoice File cannot exceed 10 MB
Verify File Format	File is not formatted correctly. Please review and correct your format and upload again
Validate Required Fields	Field <Field Name> is a required value and has not been provided
Validate Currency	Invoice Currency must equal Pay-Away currency. Modify the currency of the invoice to match the Pay-Away currency or delete the invoice.
Validate Buyer/Seller	Only Buyer OR Seller details can be present, not both
Validate Issue Date	Issue Date must precede the Due Date
Duplicate Invoice IDs	Invoice <XXXXXX> is a duplicate invoice

DISCLAIMER

This document is distributed in Australia by Australia and New Zealand Banking Group Limited ABN 11 005 357 522 ("ANZBGL"); in New Zealand by ANZ Bank New Zealand Ltd; and in other countries by the relevant subsidiary or branch of ANZBGL, (collectively "ANZ"). Nothing in this document constitutes a recommendation, solicitation or offer by ANZ to you to acquire any product or service, or an offer by ANZ to provide you with other products or services. All information contained in this document is based on information available at the time of publication. While the document has been prepared in good faith, no representation, warranty, assurance or undertaking is or will be made, and no responsibility or liability is or will be accepted by ANZ in relation to the accuracy or completeness of this document or the use of information contained in this document. ANZ does not provide any financial, investment, legal or taxation advice in connection with any product or service. ANZ recommends you read the terms and conditions which are available on anz.com and obtain independent professional advice before deciding whether to acquire or hold any product or service. The products and services described in this document may not be available in all countries. This document may not be reproduced, distributed or published by any recipient for any purpose. ANZ's colour blue is a trademark of ANZ. "ANZ", and all associated trademarks, are trademarks of ANZ.