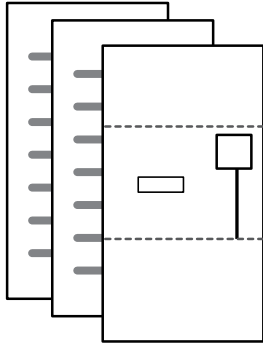
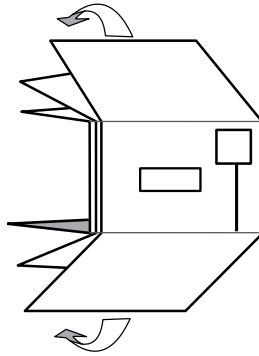


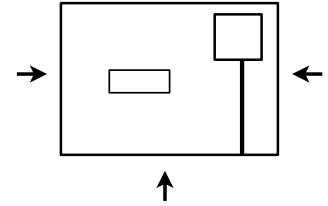
How to use the business Reply Envelope (BRE). Please make sure to print in A4 "Actual size".



a. Fold along dotted lines.



b. Insert documents into business reply folder, folding inwards.



c. Seal along edges of folder with clear tape (do not staple). Drop sealed folder into post box.

2nd fold here

Postage will be paid by addressee. For posting in Singapore only.

**BUSINESS REPLY SERVICE
PERMIT NO. 08875**



Australia and New Zealand Banking Group Limited
Payments and Cash Operations
10 Collyer Quay
#22-00 Ocean Financial Centre
Singapore 049315

1st fold here

Kindly Remember...

- ... Write your account number on the back of the cheque
- ... Enclose the cheque deposit slip as required
- ... Not to staple the cheque to the cheque deposit slip
- ... Not to send CASH by post

Seal here with clear tape

Seal here with clear tape