

07 May 2008

Author:

Wain Yuen
Economist
+61 3 9273 6295
Wain.Yuen@anz.com

Our Vision:

For Economics & Markets Research to be the most respected, sought-after and commercially valued source of economics and markets research and information on Australia, New Zealand, the Pacific and Asia.

Key Themes from the Budget

Three key themes emerge from Victorian Treasurer John Lenders' first budget:

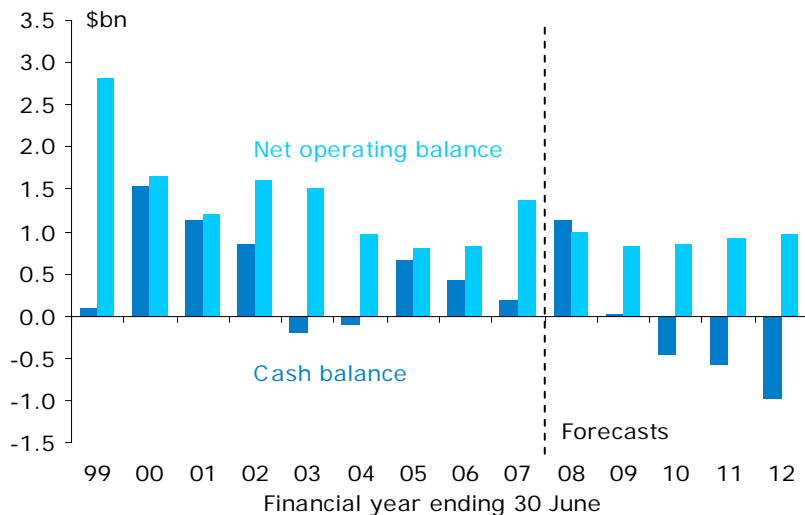
- a solid operating surplus and new fiscal target;
- spending to address the needs of a rapidly growing population; and
- higher public sector debt.

The Bottom Line

Against the backdrop of a robust economy, the Victorian Government is projecting a solid operating surplus of \$996mn in 2007-08 and \$828mn in 2008-09.

One of the most striking features of the 2008-09 Budget is the Government's commitment to maintaining a budget surplus of at least 1% of revenue. This is a particularly welcome and sensible initiative. In contrast to the previous objective of maintaining a budget surplus in excess of \$100mn, the new target allows fiscal policy to adjust to variations in economic activity. In particular, it achieves a greater level of savings in good times while allowing the flexibility to deal with downturns in economic growth and revenues.

General government's net operating surplus remains healthy

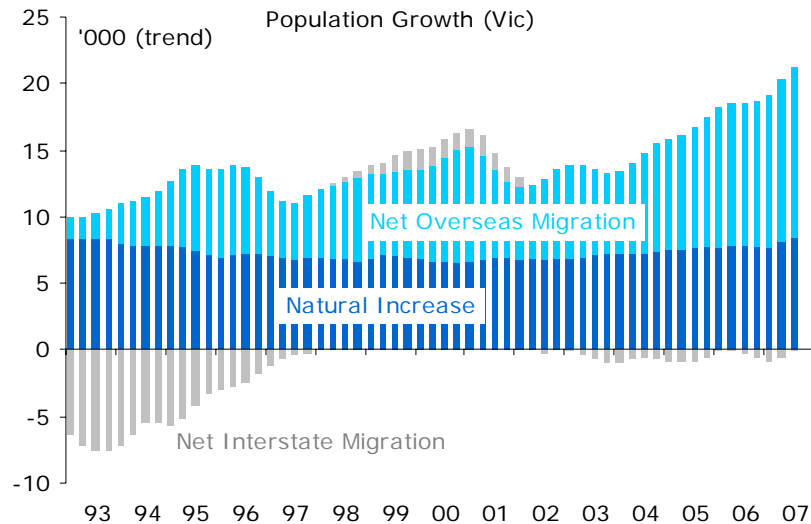


Source: Budget Papers

Addressing the needs of a growing population

Treasurer John Lenders has dubbed his first budget the “baby-boom budget”. And certainly, with almost 74,000 births registered in Victoria in 2007 (the highest since 1971), an image of bustling maternity wards comes to mind. The fact is, however, that the State’s population growth has been driven by increasing immigration.

Population growth driven by increasing immigration



Sources: ABS and Economics@ANZ

Strong population growth has boosted the State’s economy, with increasing demand for housing and services. Concomitantly, increased immigration has boosted the workforce and helped to alleviate labour shortages at the margin.

While bringing benefits to Victoria, the expanding population is also placing greater demand on publicly provided services. To this end, this budget’s spending measures on transport, health, education and energy build on previously announced measures. Over the period 2008-09 to 2011-12, real growth in infrastructure expenditure is forecast to be 10.8%, significantly above the 6.0% projected population growth rate over the same period.

In addition, the budget contains incentives for increased population flows to regional Victoria. For example, first homebuyers purchasing new homes in regional areas will receive an additional \$3,000 bonus.

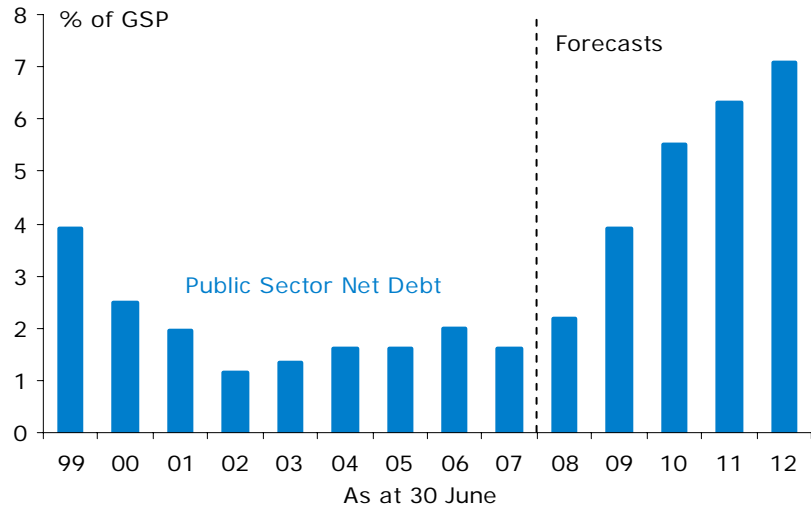
Higher Public Sector Debt

One area of concern raised in the budget is the increase in the public sector’s net debt which is forecast to rise from \$5.7bn (2.2% of GSP) as at 30 June 2008, to \$22.9bn (7.1% of GSP) by 30 June 2012. On the positive side, S&P have advised that this increase will not threaten the State’s triple-A rating. And the increase is consistent with the fiscal strategies of other States such as New South Wales, Queensland and Western Australia which are engaging in significant capital expenditure programmes.

Nevertheless, in an environment of higher funding costs and economic uncertainty, the increased debt level represents a risk which will be faced by future generations. And although much of the spending associated with the debt is necessary to support the State’s growing population (such as spending on water infrastructure expansions), the fiscal strategy appears to be at odds with enunciations at the Federal level that fiscal policy needs to remain tight so as not to add pressure to inflation and hence interest rates. At a more detailed level, a distinction could be drawn between those measures which increase the supply capacity of the economy and help to ease inflation in the longer term,

and those measures which stimulate demand. Falling squarely into the latter category are the budget's measures for home buyers. *Prima facie*, the assistance to first home-buyers is welcome, but any gain is likely to be quickly eroded by the higher prices which flow from the increased demand.

Public sector net debt is set to rise



Source: Budget Papers

Summary of Key Budget Measures

The budget contains a range of revenue measures primarily benefiting young families and businesses. These include, *inter alia*:

- cuts to the top land tax rate from 2.5% to 2.25% and adjustments to land tax thresholds at a cost of \$490mn over 4 years;
- further reductions in the payroll tax to 4.95% from 1 July 2008;
- changes to stamp duty thresholds to help businesses and homebuyers, worth \$332mn over 4 years; and
- a 5% reduction in WorkCover premiums, saving employers \$88mn in 2008-09.

On the expenditure side, measures include:

- \$1.8bn for transport, including funds to construct a rail loop around Westall Station, track upgrades at Laverton and Cragieburn stations and more parking at outer Melbourne train stations;
- \$1bn to support disadvantaged Victorians and communities, including disabled and the indigenous people;
- \$703mn for hospital services, including funds for a new day hospital in Sunbury;
- \$657mn for community protection, including more police station upgrades;
- \$592mn for the *Victorian Schools Plan*;
- \$295mn for climate change programmes including a carbon capture and storage project;
- \$205mn to boost services to farmers and for agricultural research; and
- \$165mn for maternity and early childcare services.

Economic forecasts

Outlook remains solid, but there are downside risks to growth

The Victorian Treasury forecasts that **economic growth** will be a solid 3.25% in 2007-08, before easing marginally to 3% in 2008-09. Household consumption, dwelling investment, business investment and a recovery in the farm sector are expected to be the main drivers of growth in 2008-09.

As acknowledged by the Victorian Treasury, there is a greater than usual degree of uncertainty surrounding the growth forecasts and the risks are clearly weighted to the downside. Given Victoria's industrial structure, which is heavily skewed towards the services, financial and manufacturing sectors, the economy is vulnerable to higher interest rates, reduced availability of credit on capital markets and the high exchange rate. In addition, households also appear to be entering a period of financial consolidation, with indicators of household spending slowing in the early months of 2008.¹

Turning to Treasury's other forecasts, they expect **inflation** to be 3.25% in 2007-08, and to remain elevated at 3% in 2008-09. **Wages** are expected to increase by 3.75% in 2007-08 and in 2008-09. The risks to both wages and inflation lie on the upside, with the possibility higher inflation expectations begin to affect wage and price setting.

The Victorian Treasury forecasts **employment** growth to ease from above trend growth of 2.75% in 2007-08 to 1.5% in 2008-09, as domestic demand moderates.

Victorian Economic Forecasts

	2006-07 Actual	2007-08 Forecast	2008-09 Forecast	2009-10 Forecast
Real Gross State Product	2.7	3.25	3	3
Employment	2.7	2.75	1.5	1.5
Unemployment rate	4.8	4.5	4.75	4.75
Consumer Price Index	2.7	3.25	3	2.75
Wage Price Index	3.6	3.75	3.75	3.75

Source: Australian Bureau of Statistics; Victorian Department of Treasury and Finance

¹ For further details, please refer to [ANZ States and Territories Economic Update: June Quarter 2008](#).

Contacts

ANZ Economics & Markets Research

Saul Eslake
Chief Economist
+61 3 9273 6251
Saul.Eslake@anz.com

Fiona Allen
Business Manager
+61 3 9273 6224
Fiona.Allen@anz.com

Tony Pearson
Deputy Chief Economist,
Industry and Strategic Research
+61 3 9273 5083
Tony.Pearson@anz.com

Mark Rodrigues
Senior Economist,
Industry and Strategic Research
+61 3 9273 6286
Mark.Rodrigues@anz.com

Julie Toth
Senior Economist,
Industry and Strategic
Research
+61 3 9273 6252
Julie.Toth@anz.com

Wain Yuen
Economist,
Industry and Strategic
Research
+61 3 9273 6295
Wain.Yuen@anz.com

Warren Hogan
Co-Head of Australian Economics
and Interest Rates Research
+61 2 9227 1562
Warren.Hogan@anz.com

Sally Auld
Co-Head of Australian Economics
and Interest Rates Research
+61 2 9227 1809
Sally.Auld@anz.com

Katie Dean
Senior Economist,
Australian Economics and
Interest Rates Research
+61 3 9273 1381
Katie.Dean@anz.com

Riki Polygenis
Economist,
Australian Economics and
Interest Rates Research
+61 3 9273 4060
Riki.Polygenis@anz.com

Dr. Alex Joiner
Economist,
Australian Economics and
Interest Rates Research
+61 3 9273 6123
Alex.Joiner@anz.com

David Croy
Strategist,
Australian Economics and
Interest Rates Research
(London)
+44 20 7378 2070
David.Croy@anz.com

Patricia Gacis
Strategist,
Australian Economics and
Interest Rates Research
+61 2 9227 1272
Patricia.Gacis@anz.com

Amy Auster
Head of Foreign Exchange and
International Economics
Research
+61 3 9273 5417
Amy.Auster@anz.com

Tony Morriss
Senior Currency Strategist,
Foreign Exchange and
International Economics
Research
+61 2 9226 6757
Tony.Morriss@anz.com

Jasmine Robinson
Senior Economist,
Foreign Exchange and
International Economics
Research
+61 3 9273 6289
Jasmine.Robinson@anz.com

Mark Pervan
Head of Commodities Research
+61 3 9273 3716
Mark.Pervan@anz.com

Paul Braddick
Head of Property and Financial
System Research
+61 3 9273 5987
Paul.Braddick@anz.com

Ange Montalti
Senior Economist,
Property and Financial System
Research
+61 3 9273 6288
Ange.Montalti@anz.com

Dr. Alex Joiner
Economist,
Property and Financial System
Research
+61 3 9273 6123
Alex.Joiner@anz.com

Stephanie Wayne
Research Analyst,
Property and Financial
System Research
+61 3 9273 4075
Stephanie.Wayne@anz.com

Amber Rabinov
Economist,
Asian Economics and Markets
Research
Amber.Rabinov@anz.com

Research & Information Services

Mary Yaxley
Head of Research & Information
Services
+61 3 9273 6265
Mary.Yaxley@anz.com

Marilla Rough
Senior Information Officer, R&IS
+61 3 9273 6263
Marilla.Rough@anz.com

Manesha Jayasuriya
Information Officer, R&IS
+61 3 9273 4121
Manesha.Jayasuriya@anz.com

ANZ New Zealand Research

Cameron Bagrie
Chief Economist
+64 4 802 2212
Cameron.Bagrie@anz.com

Khoon Goh
Senior Economist
+64 4 802 2357
Khoon.Goh@anznational.co.nz

Philip Borkin
Economist
+64 4 802 2199
Philip.Borkin@anznational.co.nz

Steve Edwards
Economist
+64 4 802 2217
steve.edwards@anznational.co.nz

Kevin Wilson
Rural Economist
+64 4 802 2361
Kevin.Wilson@nbnz.co.nz

Important Notice

Australia and New Zealand Banking Group Limited is represented in:

AUSTRALIA by:

Australia and New Zealand Banking Group Limited ABN 11 005 357 522

14th Floor 100 Queen Street, Melbourne, Victoria, 3000, Australia

Telephone +61 3 9273 6224 Fax +61 3 9273 5711

UNITED KINGDOM by:

Australia and New Zealand Banking Group Limited

ABN 11 005 357 522

40 Bank Street, Canary Wharf, London, E14 5EJ, United Kingdom

Telephone +44 20 3229 2121 Fax +44 20 7378 2378

UNITED STATES OF AMERICA by:

ANZ Securities, Inc. (Member of NASD and SIPC)

6th Floor 1177 Avenue of the Americas

New York, NY 10036, United States of America

Tel: +1 212 801 9160 Fax: +1 212 801 9163

NEW ZEALAND by:

ANZ National Bank Limited

Level 7, 1-9 Victoria Street, Wellington, New Zealand

Telephone +64 4 802 2000

This document ("document") is distributed to you in Australia and the United Kingdom by Australia and New Zealand Banking Group Limited ABN 11 005 357 522 ("ANZ") and in New Zealand by ANZ National Bank Limited ("ANZ NZ"). ANZ holds an Australian Financial Services licence no. 234527 and is authorised in the UK by the Financial Services Authority ("FSA").

This document is being distributed in the United States by ANZ Securities, Inc. ("ANZ S") (an affiliated company of ANZ), which accepts responsibility for its content. Further information on any securities referred to herein may be obtained from ANZ S upon request. Any US person(s) receiving this document and wishing to effect transactions in any securities referred to herein should contact ANZ S, not its affiliates.

This document is being distributed in the United Kingdom by ANZ for the information of its market counterparties and intermediate customers only. It is not intended for and must not be distributed to private customers. In the UK, ANZ is regulated by the FSA. Nothing here excludes or restricts any duty or liability to a customer which ANZ may have under the UK Financial Services and Markets Act 2000 or under the regulatory system as defined in the Rules of the FSA.

This document is issued on the basis that it is only for the information of the particular person to whom it is provided. This document may not be reproduced, distributed or published by any recipient for any purpose. This document does not take into account your personal needs and financial circumstances. Under no circumstances is this document to be used or considered as an offer to sell, or a solicitation of an offer to buy.

In addition, from time to time ANZ, ANZ NZ, ANZ S, their affiliated companies, or their respective associates and employees may have an interest in any financial products (as defined by the Australian Corporations Act 2001), securities or other investments, directly or indirectly the subject of this document (and may receive commissions or other remuneration in relation to the sale of such financial products, securities or other investments), or may perform services for, or solicit business from, any company the subject of this document. If you have been referred to ANZ, ANZ NZ, ANZ S or their affiliated companies by any person, that person may receive a benefit in respect of any transactions effected on your behalf, details of which will be available upon request.

The information herein has been obtained from, and any opinions herein are based upon, sources believed reliable. The views expressed in this document accurately reflect the author's personal views, including those about any and all of the securities and issuers referred to herein. The author however makes no representation as to its accuracy or completeness and the information should not be relied upon as such. All opinions and estimates herein reflect the author's judgement on the date of this document and are subject to change without notice. No part of the author's compensation was, is or will directly or indirectly relate to specific recommendations or views expressed about any securities or issuers in this document. ANZ, ANZ NZ, ANZ S, their affiliated companies, their respective directors, officers, and employees disclaim any responsibility, and shall not be liable, for any loss, damage, claim, liability, proceedings, cost or expense ("Liability") arising directly or indirectly (and whether in tort (including negligence), contract, equity or otherwise) out of or in connection with the contents of and/or any omissions from this communication except where a Liability is made non-excludable by legislation.

Where the recipient of this publication conducts a business, the provisions of the Consumer Guarantees Act 1993 (NZ) shall not apply.