

# ANZ TRANSACTIVE – MOBILE for iPad

CORPORATE CASH AND TRADE MANAGEMENT ON THE GO

QUICK REFERENCE GUIDE

April 2016



# HOME SCREEN

The home screen provides immediate visibility of your favourite accounts and transactions awaiting your action

The screenshot shows the ANZ Transactive mobile app interface on an iPad. The top status bar shows 'iPad', signal strength, Wi-Fi, and the time '2:29 pm'. The app title 'ANZ Transactive' is centered at the top. Below the title is a 'Favourite Accounts' section with a 'View all' link and a settings gear icon. The main content area is divided into several sections: 'Interest Account' (AUD 399,837,316.93 CR), 'Investment Acc' (EUR 1,000,000.00 CR), and 'Fully Drawn Adv' (NZD 22,500.12 CR). To the right, there are 'Funds on Hold' (AUD 175,000.01 CR) and 'Funds Available' (AUD 39,808,736.92 CR) sections. Below these are 'Current Day Transactions' and 'Prior Day Transactions' buttons. The bottom section contains 'Approvals', 'Releases', and 'Rates' tabs. The 'Approvals' tab is active, showing a table of items to be approved, including 'Direct Debit Run' and 'Import LC'. The 'Releases' tab shows 'RTGS' and 'International' options. The 'Rates' tab shows a message about entering a Token OTP. A 'Validate' button is visible next to the OTP field. A callout box on the right provides a 6-step guide for generating and using an OTP.

Tap here to access the slide out menu

Tap on a transaction to view further details including beneficiary and audit history

You can action transactions from the home screen by ticking them and tapping the action button below

View the latest noticeboard for important announcements

Tap here to select up to 3 favourite accounts to display on the home screen

View current day and prior day transactions for your selected account

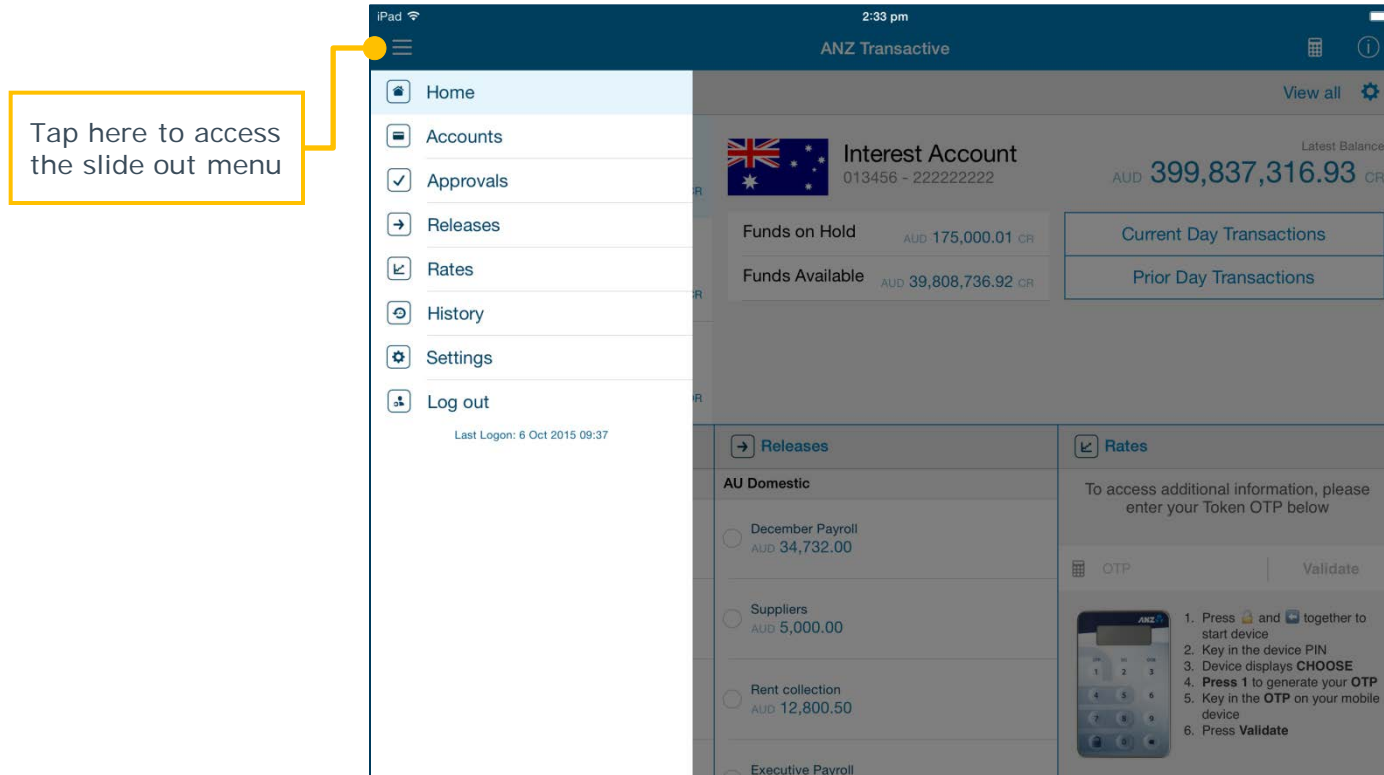
Enter a One Time Password (OTP) from your Pin Pad Security Token to view payments awaiting an FX rate

1. Press and together to start device  
2. Key in the device PIN  
3. Device displays **CHOOSE**  
4. **Press 1** to generate your OTP  
5. Key in the **OTP** on your mobile device  
6. Press **Validate**

Note: Some features may not be available if you have not been entitled to them by your ANZ Transactive Administrator

# NAVIGATION

You can navigate within the mobile app by accessing the slide-out menu in the top left corner



Note: The menu will only contain the features to which you are entitled to via the web-based application

# VIEWING ACCOUNT INFORMATION

The accounts screen provides visibility of your account balances, as well as current day and prior day transactions

The screenshot shows a mobile banking app interface. On the left is a list of accounts grouped by currency: AUD, EUR, JPY, NZD. The 'Interest Account' is selected. The right panel shows details for this account, including the latest balance (AUD 39,983,736.93 CR), funds available, and funds on hold. Below this, there are tabs for 'Current Day Transactions' and 'Prior Day Transactions', and a search bar for transactions. The transaction list shows several items with their respective amounts and currencies.

**Callout 1:** View your latest account balances

**Callout 2:** Select an account to view additional information and account transactions

**Callout 3:** Accounts are grouped and ordered by currency

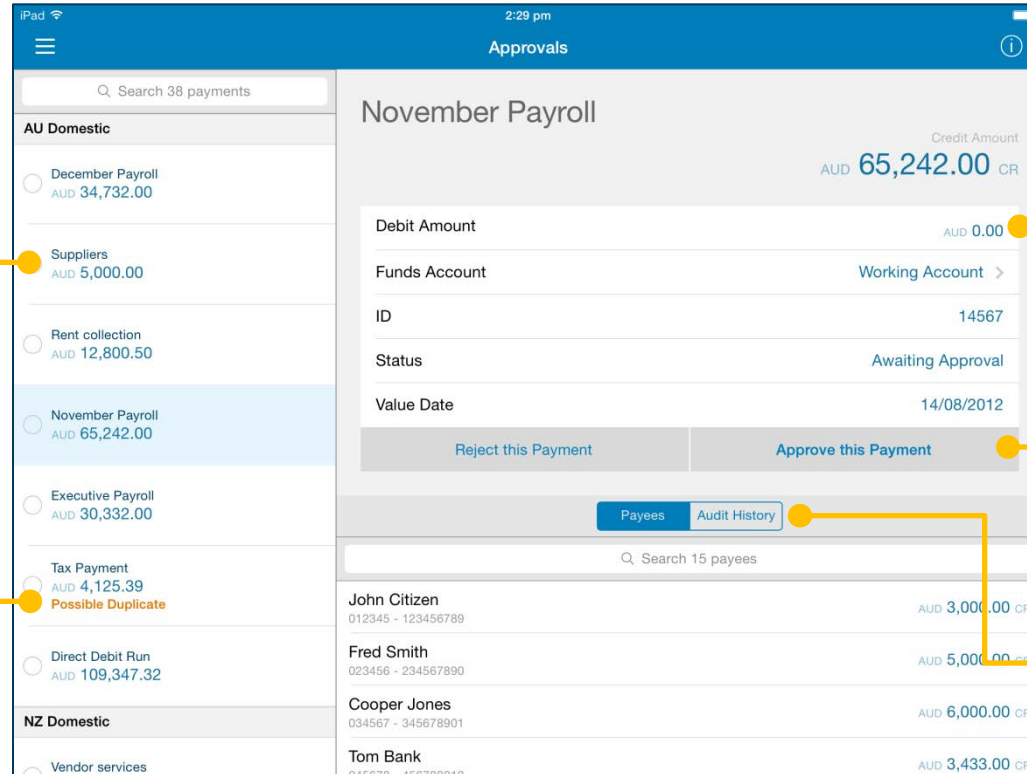
**Callout 4:** Tap here to switch view between current day transactions and prior day transactions

**Callout 5:** Use the search feature to quickly find a transaction

- > You can personalise which accounts appear in this screen via the settings menu
- > Current and prior day transactions will each display up to 200 transaction items for AU & NZ accounts

# APPROVING PAYMENTS

View and approve all your eligible ANZ Transactive payments



Select a transaction to view further details including beneficiary information and payment audit history

You will be notified of possible duplicate payments

Tap here to view the funds account details including balance and transaction information

Tap the approve or reject buttons to action the selected transaction

Selecting 'Audit History' will allow you to see who has created, modified, or approved the selected transaction

- > You can tick and approve multiple transactions at one time
- > You must log on with a Token to view APEA payments

# RELEASING PAYMENTS

View and release all your eligible ANZ Transactive AU & NZ payments

Select a payment to view further details including beneficiary information and payment audit history

You can release multiple payments at one time by ticking payments in the list and selecting the release button

Category	Payment	Amount
AU Domestic	Rent collection	AUD 12,800.50
	Executive Payroll	AUD 30,332.00
NZ Domestic	Vendor services	NZD 44,600.19
	Payroll	NZD 79,464.00
RTGS	Real Estate Pty Ltd	NZD 2,450,000.00
International	John Smith	AUD 11,000.00
	USD Incorporated	USD 7,700.98
Transfer		

Field	Value
Debit Account	Working Account
ID	33456
Status	Awaiting Release
Value Date	10/08/2012
Name	John Smith
Account Number	012345-123456789
Address	3 Main Street Melbourne Australia
Bank Code (SWIFT)	ABCDAU3MXXX
Bank Name	Royal Bank
	123 Bank PI

Tap here to view the funds account details including balance and transaction information.

Tap the release button to action the selected payment

Selecting 'Audit History' will allow you to see who has created, modified, or approved the selected payment

Only users with a Pin Pad Security Token can access the release screen



# SIGNING PAYMENTS

Enter the signature generated by your Pin Pad Security Token to sign the payments

Cancel Sign

**AU Domestic**

Date: 2012-12-01  
ID: 12345  
Funds Acc: 012345 123456789  
Batch: Suppliers  
Payees: 32

AUD 0.00 DR  
AUD 5,000.00 CR

Token Entry Field 7654321

Token Signature Submit

**Use your ANZ token to sign the release**

1. Press [Home] and [Power] together to start device
2. Key in the device PIN
3. Device displays **CHOOSE**
4. Press **2** to enter the signing screen
5. Key in **Token Entry**
6. Key in the signature from the device into the **Token Signature** field above

Sign and submit payments with your Pin Pad Security Token

Follow the on screen instructions to sign and release your payments to ANZ for processing

Only users with a Pin Pad Security Token can sign payments



# GET RATE

Obtain a dynamic FX rate for your cross-currency payments

Select 'Cancel' to decline the retrieved FX rate

Alternatively letting the quote time out will also decline the FX rate

The screenshot shows an iPad interface for a banking application. At the top, it says 'iPad' and '2:38 pm'. The main screen is titled 'Rates'. A modal window is open for 'NZ Supplier Ltd'. The modal has a 'Cancel' button at the top left. It displays 'Sell AUD' with a rate of 21,878.11 and 'Buy NZD' with a rate of 26,350.00. The central rate is AUD/NZD 1.2044. A 'Time remaining' timer shows 26 seconds. At the bottom of the modal is a 'Trade' button. The background shows a list of payments and a credit amount of NZD 26,350.00.

Tap the 'Trade' button to accept the FX rate

Only users with a Pin Pad Security Token can access the rates screen and request a dynamic FX rate





# APPROVING TRADE TRANSACTIONS

View and approve all your eligible trade transactions

The screenshot displays the 'Approvals' application interface. On the left, a list of transactions is shown, categorized into 'Import LC' and 'Export LC'. The first transaction in the 'Import LC' section is selected, showing details for LM531183072 with an amount of AUD 650,310.55. The right side of the screen provides a detailed view of this transaction, including a 'SUMMARY' section with the transaction ID and amount, and a 'Type Amendment' section with reference and applicant information. Below this, there are sections for 'Transaction Information', 'Shipment', and 'Other Instructions'. Callout boxes highlight key features: selecting a transaction, approving or sending for repair, viewing audit history, and expanding/collapsing details.

Select a transaction to view further details

Tap the approve or send for repair buttons to action the selected transaction

Approve single or multiple transactions together

Selecting 'Audit History' will allow you to see who has created, modified, or approved the selected transaction

Tap here to expand or collapse the transaction details

You must log on with a Token to view trade transactions and APEA payments



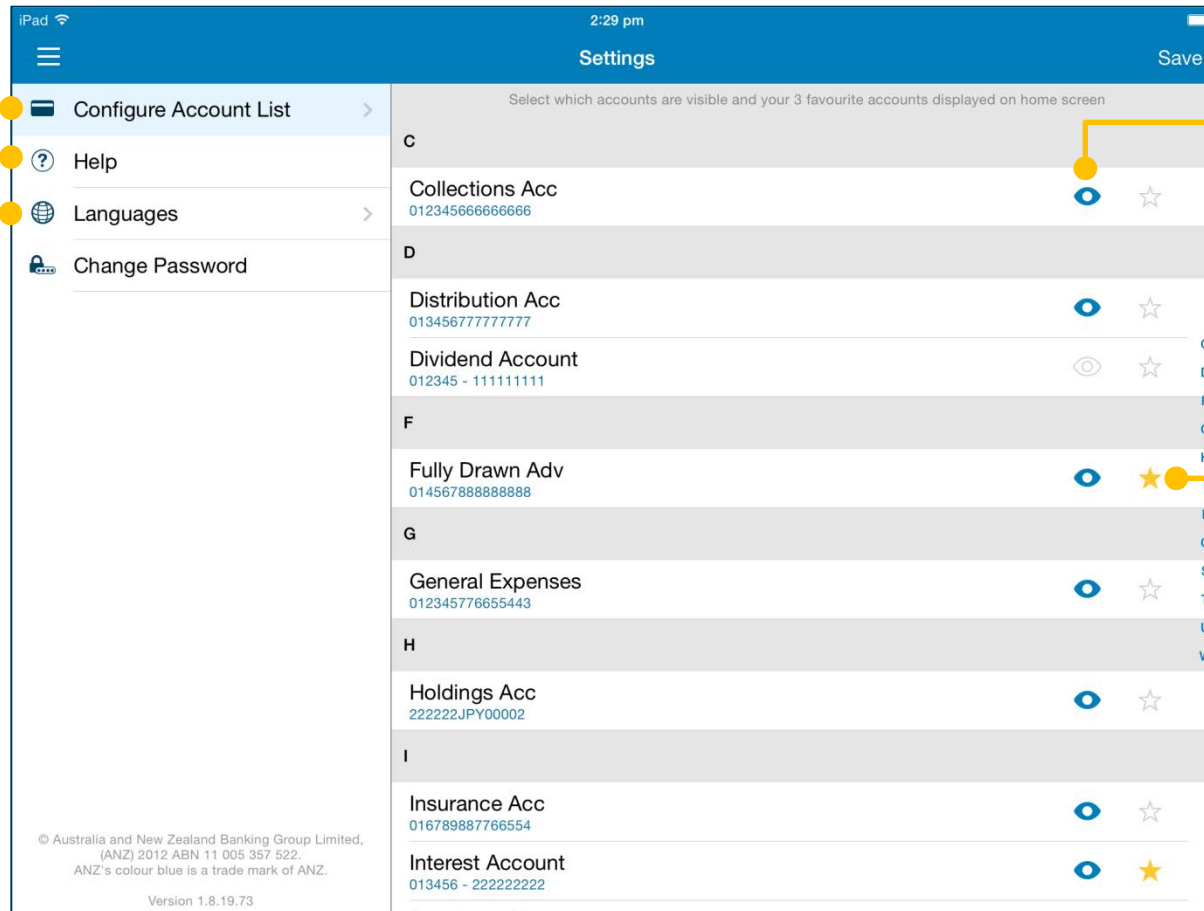
# PERSONALISE VIA SETTINGS

You can personalise your home screen and accounts screen via the settings menu

Tap here to personalise which accounts appear on your accounts screen as well as your favourite 3 accounts to display on your home screen

Selecting the 'Help' button will direct you to this Quick Reference Guide

This option allows you to change the language in the app. The available languages include English, Simplified Chinese, Traditional Chinese, Japanese and Vietnamese.



Tap this icon to make the account visible on your accounts screen

Tap the star icon to make the accounts visible on your home screen

# HELP AND SUPPORT

## FURTHER HELP

For further information about ANZ Transactive – Mobile, please refer to the Frequently Asked Questions on Resource Central.

## CONTACT ANZ

For further assistance, please contact:

### > **Australia:**

Phone: 133 199 (Mon to Fri, 6am – 12am Melbourne Time)

International Access: +61 3 9601 1200 (Mon to Fri, 6am - 12am Melbourne Time)

### > **New Zealand:**

Phone: 0800 800 760 (Mon to Fri, 8am - 2am NZT)

International Access: +64 4 473 0358 (Mon to Fri, 8am - 2am NZT)

### > **Fiji**

Phone: 008 002 150

International Access: +65 6637 7680

Hours: 8.30am Monday through to 8.30am Saturday inclusive

### > **Papua New Guinea**

Phone: 1801 444 or 000861174

International Access (Toll): +65 6637 7679

Hours: 6.30am Monday through to 8am Saturday inclusive

### > **Solomon Islands**

Phone: 935

International Access: +65 6637 7621

Hours: 6:30am Monday through to 8:00am Saturday inclusive



# IMPORTANT INFORMATION

iPhone and iPad are trademarks of Apple Inc.

ANZ Transactive and ANZ Transactive – Mobile are provided by Australia and New Zealand Banking Group Limited (ACN 005 357 522) (“ANZ”) and not Apple Inc.

ANZ Transactive – Mobile is an independent publication and has not been authorised, sponsored or otherwise approved by Apple Inc.

## OPEN SOURCE SOFTWARE

The ANZ Transactive – Mobile App for iPhone & iPad contains open source code and ANZ is required to restate the following in relation to the relevant open source code: Copyright (C) 2007-2011 Stig Brautaset. All rights reserved.

Redistribution and use in source and binary forms, with or without modification, are permitted provided that the following conditions are met:

Redistributions of source code must retain the above copyright notice, this list of conditions and the following disclaimer.

Redistributions in binary form must reproduce the above copyright notice, this list of conditions and the following disclaimer in the documentation and/or other materials provided with the distribution.

Neither the name of the author nor the names of its contributors may be used to endorse or promote products derived from this software without specific prior written permission.

THIS SOFTWARE IS PROVIDED BY THE COPYRIGHT HOLDERS AND CONTRIBUTORS “AS IS” AND ANY EXPRESS OR IMPLIED WARRANTIES, INCLUDING, BUT NOT LIMITED TO, THE IMPLIED WARRANTIES OF MERCHANTABILITY AND FITNESS FOR A PARTICULAR PURPOSE ARE DISCLAIMED. IN NO EVENT SHALL THE COPYRIGHT OWNER OR CONTRIBUTORS BE LIABLE FOR ANY DIRECT, INDIRECT, INCIDENTAL, SPECIAL, EXEMPLARY, OR CONSEQUENTIAL DAMAGES (INCLUDING, BUT NOT LIMITED TO, PROCUREMENT OF SUBSTITUTE GOODS OR SERVICES; LOSS OF USE, DATA, OR PROFITS; OR BUSINESS INTERRUPTION) HOWEVER CAUSED AND ON ANY THEORY OF LIABILITY, WHETHER IN CONTRACT, STRICT LIABILITY, OR TORT (INCLUDING NEGLIGENCE OR OTHERWISE) ARISING IN ANY WAY OUT OF THE USE OF THIS SOFTWARE, EVEN IF ADVISED OF THE POSSIBILITY OF SUCH DAMAGE.